

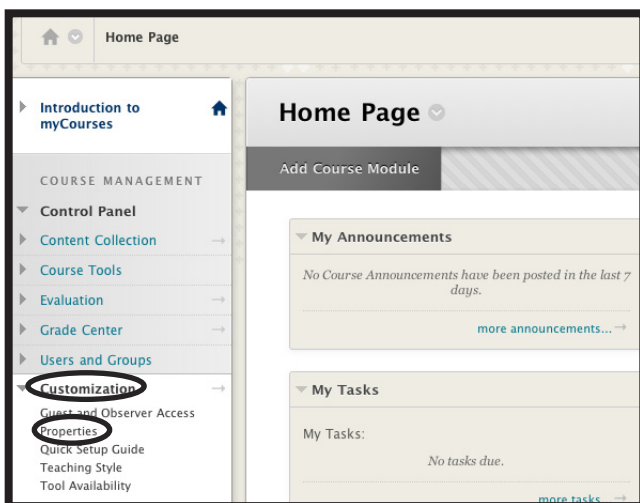
Changing Available Course Date

Spring 2013

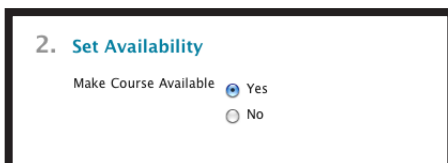


Changing the availability of your course page can be accomplished in just a few steps. Use the following instructions to do so.

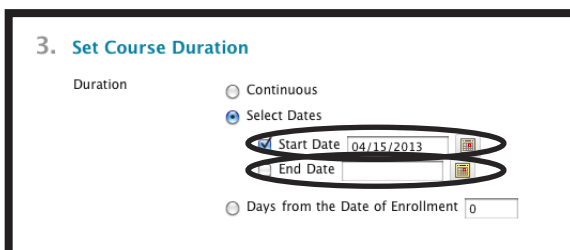
Blackboard



1. From Course Management, click **Customization** and select **Properties**.



2. You can change the Availability to Yes or No.



3. You can let Banner control when the course will be available by setting Course Duration to Continuous. You can also choose a Start and End date for when the course.



4. Click the **Submit** button when finished.